



RWANDA CIVIL AVIATION AUTHORITY

SECURITY RULES AND PROCEDURES ON HAND LUGGAGE

For the safety and protection of passengers from prohibited items, the Rwanda Civil Aviation Authority has implemented security control guidelines for screening prohibited items. This rule applies to all domestic and international flight passengers originating and transiting through Rwanda Airports.

LIQUID, GELS AND AEROSOLS ALLOWED INTO HAND BAGGAGE

International security rules apply for carrying liquids and gels in your hand baggage.

- Small quantities of liquids and gels are allowed as hand baggage in:
- Individual containers with a max. capacity of 100ml
- These containers must be packed in one transparent re-sealable plastic bag of max. 1L per passenger

LAGS INCLUDE:

- water and other drinks, soups, syrups
- creams, lotions and oils
- perfumes
- sprays
- gels, including hair and shower gels
- contents of pressurised containers, including shaving foam, other foams and deodorants
- pastes, including toothpaste
- liquid-solid mixtures
- mascara
- any other item of similar consistency

Baby Food Products

Baby food products (both formula milk and jars) are allowed for use during the flight (or for use on the same day at most and must be in a baby bottle). At the security checkpoint you may be asked to taste the foods to prove that they are indeed baby food.

Medicines and Dietary Supplements

Medicines and dietary supplements for use during the flight are also allowed. Ask your doctor for a certificate to prove their necessity.

LIQUIDS AND GELS PURCHASED AT THE AIRPORT

Liquids and gels purchased at the airport shops (located beyond passport checkpoints) are allowed on board as hand baggage and are allowed to exceed the limit of 100ml per container, under the following conditions:

- They must be packed in the shop with a special sealed transparent bag

You are not allowed to open this bag before reaching your final destination, otherwise the content may be confiscated.

SECURITY CHECK ON ELETRONIC DEVICES

You can generally take electric and electronic items in your hand or checked baggage, but need to follow specific safety instructions:

- Airport security staff may ask you to turn on electronic or battery-powered devices, such as phones, tablets, e-books and laptops, to demonstrate they function. If you're not able to do this, you will not be able to take your device with you (see options below).
- Please ensure that any items in your hand baggage are fully charged and switched on before you arrive at the airport. If your device is not charged or broken, please place it in your checked baggage.
- If you are connecting, make sure that you do not deplete power in your devices during the first part of your journey as charging points at airports might be very limited and you may need an adapter

SHARP OBJECTS AND EDGED

Including:

Items designed for chopping, such as axes, hatchets and cleavers,
— ice axes and ice picks,
— razor blades (with the exception of disposable razors),
— box cutters,
— knives
— scissors
— martial arts equipment with a sharp point or sharp edge,
— swords and sabres.

Blunt instruments — objects capable of being used to cause serious injury when used to hit, including:

— baseball and softball bats,
— clubs and batons, such as billy clubs, blackjacks and night sticks,
— martial arts equipment;

LITHIUM BATTERIES IN CHECKED LUGGAGE

explosives and incendiary substances and devices capable, or appearing capable, of being used to cause serious injury or to pose a threat to the safety of aircraft, including:

- ammunition,
- blasting caps,
- detonators and fuses,
- replica or imitation explosive devices,
- mines, grenades and other explosive military stores,
- fireworks and other pyrotechnics,
- smoke-generating canisters and smoke-generating cartridges,
- dynamite, gunpowder and plastic explosives.


Guns, firearms and other devices that discharge projectiles — devices capable, or appearing capable, of being used to cause serious injury by discharging a projectile, including:




- firearms of all types, such as pistols, revolvers, rifles, shotguns,
- toy guns, replicas and imitation firearms,
- component parts of firearms, excluding telescopic sights,
- compressed air and CO2 guns, such as pistols, pellet guns, rifles and ball bearing guns,
- signal flare pistols and starter pistols,
- bows, cross bows and arrows,
- harpoon guns and spear guns,
- slingshots and catapults;

Workmen's tools — tools capable of being used either to cause serious injury or to threaten the safety of aircraft, including:

- crowbars,
- drills and drill bits, including cordless portable power drills,
- tools,
- saws, including cordless portable power saws,
- blowtorches,
- bolt guns and nail guns;

- Any other item that the Authority may deem necessary.

Type of Battery Watt hours (Wh) = Amp hours (Ah) x Voltage (V)		Allowed in hand baggage?		Allowed in check-in baggage?	
≤ = Not exceeding > = Exceeding		In equipment	Spares	In equipmen t	Spar es
Lithium Ion ≤100Wh Lithium Metal ≤ 2g Examples: Cell phones, digital cameras, tablets and most laptops, watches, MP3 players, hearing aids, remote control, drones		YES 	YES 	YES 	NO 
Lithium Ion >100Wh - ≤160Wh Lithium Metal >2g - ≤8g Examples: Audio visual equipment (professional), portable medical equipment (AED - Automated External Defibrillator), drones		YES  Approval By airline operator	YES  Approval by airline operator	yes  Approval by airline operator	NO 

<p>Lithium Ion/Metal Examples: Power banks, artificial / e-cigarettes, e-cigs, e-cigars, e-pipes and personal vaporizers of any brand</p>		<p>YES ✓</p>	<p>YES ✓</p>	<p>NO ✓</p>	<p>NO ✗</p>
<p>Lithium Ion(Self-balancing devices at any Watt hours)Examples: Hover boards, solo wheels, air wheels, ox boards, e-skates, wave boards</p>		<p>Not Permitted (with or Without the battery)</p>			
<p>Lithium Ion(with watt hours MORE than 160Wh)Exampl es: Electric bikes, car battery</p>		<p>Not permitted</p>			

*Please note: no more than 2 spare batteries per person are allowed in your hand baggage. Batteries installed in equipment in hand baggage or check-in baggage only after approval of airline operator.

- Always check possibilities with your airline if you plan on carrying lithium battery operated devices in your check-in baggage;
- Always protect spare batteries by insulating the terminals to prevent lithium batteries from short circuit by taping over exposed terminals or placing each battery in a separate plastic bag or protective pouch;
- Do not pack any spare batteries in your check-in baggage;
- Always bring your lithium battery operated devices with you in your hand baggage;